

# MODEL RSB

## SAFETY STOP CONTROL WITH CABLE BREAK DETECTION

The Model RSB is a heavy-duty safety control that provides a shut off of dangerous equipment in an emergency. A cable pulled by endangered personnel actuates it. The output contacts of the Model RSB can control up to two separate circuits, one for machinery shutdown and one for an alarm. The Model RSB has the built-in advantage of cable break detection.

MODEL RSB-2

### BUILT IN BROKEN CABLE DETECTION

Designed to act as an emergency stop pull cord control on conveyors and other moving machinery that incorporates built-in broken cable detection. The Model RSB has extension springs, attached to opposite ends of the pull cable, which maintain the cable under constant tension. The RSB is mounted so that it is centered between the end springs. In this way, temperature changes, which cause cable length changes, are canceled out. The operating handle is held in the center vertical position with the internal switch in a normally closed condition.

If the cable is pulled or the cable breaks, the handle rotates to release the switch lever. In this way, the alarm signal is generated for either condition. The operating handle must be manually reset back to the center position after the cause has been corrected.

### DETERMINATION OF NUMBER OF UNITS REQUIRED

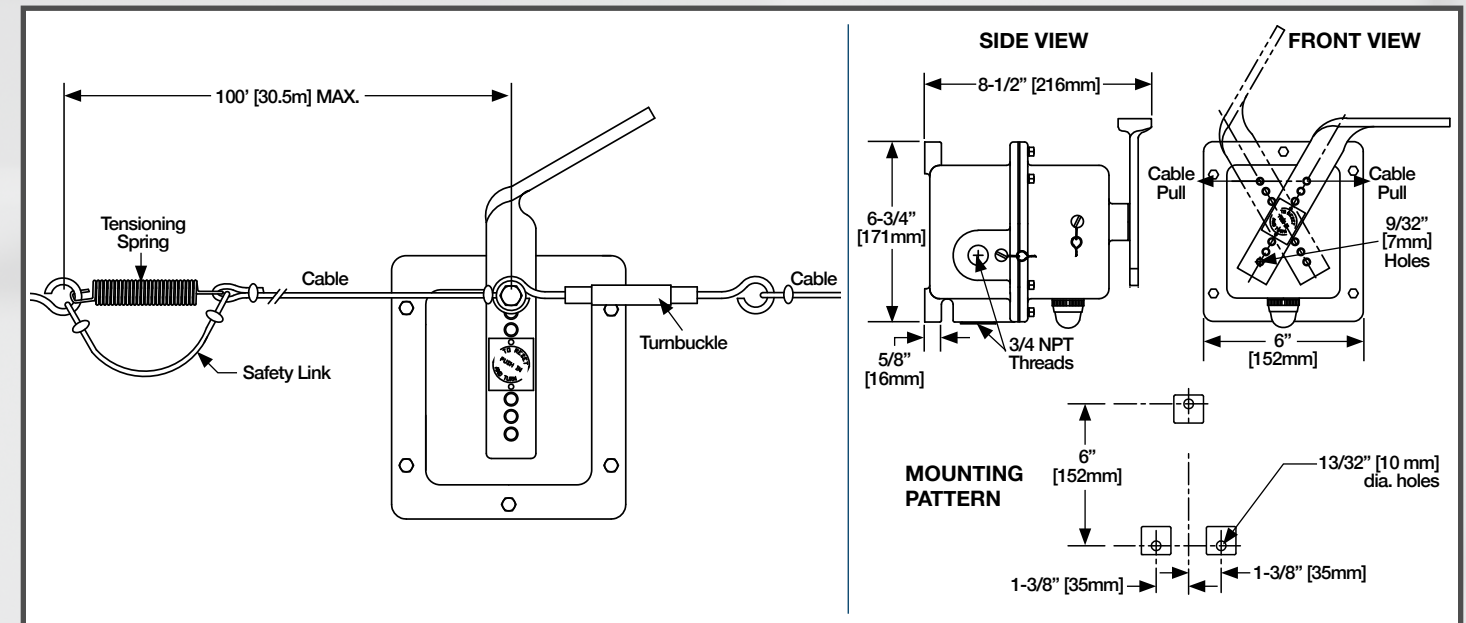
The Model RSB control is designed so that a maximum of 100 feet (30m) of cable can be used on each side of the unit. A single control can therefore cover a maximum of 200 feet of conveyor belt or other machinery. The electrical characteristics of the application will determine the type of microswitches to be specified in the unit. The environmental considerations will determine whether or not the unit is to be explosion proof or require available epoxy coating. The possibility of a light to aid in identification of actuated units should be considered.

Our galvanized aircraft cable with vinyl coating should be used with the control to assure proper actuation with no stretching. The cable should be supported by eyebolts every 8-10 feet (3m). These supports ensure that the weight of the cable alone will not actuate the control. For ease of installation, we offer a kit (RS-K) that includes all components and correct quantities for the proper installation of one unit.

### EXCLUSIVE FEATURES

1. The housing is cast aluminum, with optional epoxy coatings available.
2. The unit can be actuated via a cable pull from either direction, in other words, the unit is "double-ended". Pull cable is required on EACH side of RSB unit (+/- 5 feet).
3. The unit is mounted on the conveyor by drilling (3) 13/32" diameter holes.
4. All units have (3) 3/4" NPT conduit openings.
5. The standard units have dry, unpowered SP/DT microswitch(es) rated for 20A @ 120 VAC, 240 VAC, and 480 VAC; 1/2 amp at 125 VDC and 1/4 amp at 250 VDC.
6. Special spring tensioning kits included with each RSB unit provide stability due to temperature fluctuations, and ease of cable adjustment.
7. The general purpose units are rated NEMA type 4/4X weatherproof and corrosion-resistant. Explosion proof units are rated NEMA type 7/9 for dust ignition proof and vapor explosion proof. Specifically, they are listed for Class I, Div. 1, Groups C and D; and Class II, Div. 1, Groups E, F and G. The dual-rated "D" units are rated NEMA type 4X weatherproof and NEMA type 9 dust ignition proof. Specifically, they are listed for Class II, Groups E, F and G.
8. The general purpose controls meet or exceed IP65.
9. UL Listed and CSA Certified.

## MODEL RSB DIMENSIONAL INFORMATION



### AVAILABLE MODELS

MODEL	DESCRIPTION	SHPG. WT. LBS.
RSB-2	2 Single Pole Double Throw (SP/DT) Microswitches *	13
RSB-5	2 Double Pole Double Throw (DP/DT) Microswitches *	13
RSB-2L	2 Single Pole Double Throw (SP/DT) Microswitches and Red Incandescent signal lamp *	14
RSB-5L	2 Double Pole Double Throw (DP/DT) Microswitches and Red Incandescent signal lamp *	14
RSB-2X	2 Single Pole Double Throw (SP/DT) Microswitches **	13
RSB-5X	2 Double Pole Double Throw (DP/DT) Microswitches **	13
RSB-2XL	2 Single Pole Double Throw (SP/DT) Microswitches and Red Incandescent signal lamp **	14
RSB-5XL	2 DP/DT Microswitches and Red Incandescent signal lamp **	14
RSB-2D	2 Single Pole Double Throw (SP/DT) Microswitches ***	13
RSB-5D	2 Double Pole Double Throw (DP/DT) Microswitches ***	13

\*GENERAL PURPOSE NEMA TYPE 1, 3, 3R, 4, 4X

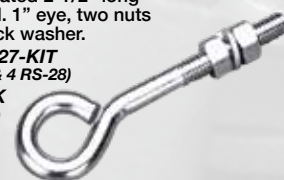
\*\*EXPLOSION PROOF NEMA TYPE e 7: Class I (Div. 1 & 2), Groups C & D; Type 9: Class II (Div. 1 & 2), Groups E, F & G"

\*\*\*DUAL RATED NEMA TYPE 3, 4, 4X; Type 9: Class II (Div. 1 & 2), Groups E, F & G

#### CABLE SUPPORT EYE BOLT

1/2" x 6" plated 2-1/2" long N.C. thread. 1" eye, two nuts and one lock washer.

Item # RS-27-KIT (pack of 10 & 4 RS-28)  
RS-27K-BK (pack of 100)



#### DOUBLE-ENDED CABLE SUPPORT EYE BOLT

Drilling is not required to install this cable support. Installs under idler bolt.

Item # RS-23-KIT (pack of 10)



#### SAFETY CABLE

3/32" x 7x7 preformed, galvanized aircraft cable. Red vinyl protective coating. 3/16" O.D.


Item # RS-25-105 (105ft)  
RS-25-500 (500ft)  
RS-25-1000 (1000ft)  
RS-25-5000 (5000ft)



#### CABLE END FITTING

Secures protective cable to switch hand and supports.

Item # RS-28K-BK (pack of 40)




#### CONDUIT PLUG

3/4" metal, socket head conduit plug.

Item # RS-29 or # RS-29X



RS-30 BRACKET for mounting the Model RSB stop switch to the conveyor stringer at an idler.



Spring Tensioning Kit with cable safety link. (included with every RSB unit)  
Item # RSB-20



#### RS PULL CORD ACCESSORY MOUNTING KIT

Includes everything you need to properly install the CCC MODEL RS Pull Cord Safety Stop Switch.  
(2) 105' Pull Cable (RS-25)  
(20) Eyebolts (RS-27)  
(8) Cable Clamps (RS-28)  
(1) Mounting Bracket (RS-30)  
Item # RS-K